



Asbury Shorts will be offered in an online, streaming format for viewing in the comfort of your home. This is not a recording. The films can only be viewed on February 13, 2021 at either 1:30pm or 7pm.

**Streaming from a computer, tablet or phone:**

- Enrolled participants will receive an email from [dgiannino@vbmuseum.org](mailto:dgiannino@vbmuseum.org) 60 minutes prior the film screening.
- This email will contain a link to the live stream.
- Once you click on the link at the appropriate time, you will be directed to a live stream on your computer, tablet or phone on a website called Boxcast. Nothing else needs to be done to view the pre-film lecture, and film if you intend to view on your computer, laptop or phone.

**Streaming to your tv via Google Chromecast:**

- Enrolled participants will receive an email from [dgiannino@vbmuseum.org](mailto:dgiannino@vbmuseum.org) 60 minutes prior the film screening.
- This email will contain a link to the live stream.
- Click on the link and once the stream starts playing, you will see the “cast” icon at the bottom of the screen (near the volume adjustment). Turn on your tv and click on the cast icon to begin playing the live stream on your tv.
- You may also familiarize yourself with instructions on how to use Google Chromecast from the Boxcast website: <https://boxcast.zendesk.com/hc/en-us/articles/360022217051-How-to-use-Chromecast-with-the-BoxCast-Video-Player>

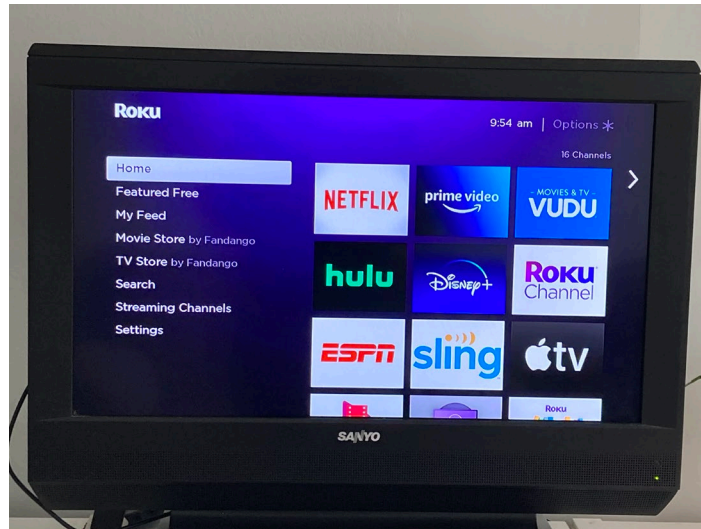
**Streaming to your tv via Roku, Amazon Fire Stick, or Apple tv:**

- Prior to the first class, enrolled participants should turn on their tv and Roku, Amazon Fire Stick or Apple tv. Search for “Boxcast” and add it to your channels. Once you have added Boxcast to your channels, search within Boxcast for Vero Beach Museum of Art.
- The broadcast will go live at the appropriate time.

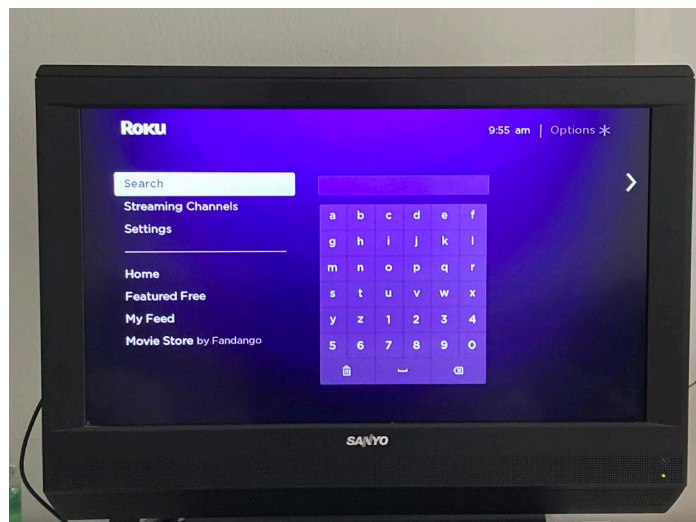
**SEE BELOW FOR STEP-BY-STEP PICTURES TO USE ROKU AND AMAZON FIRE**

# Roku Instructions

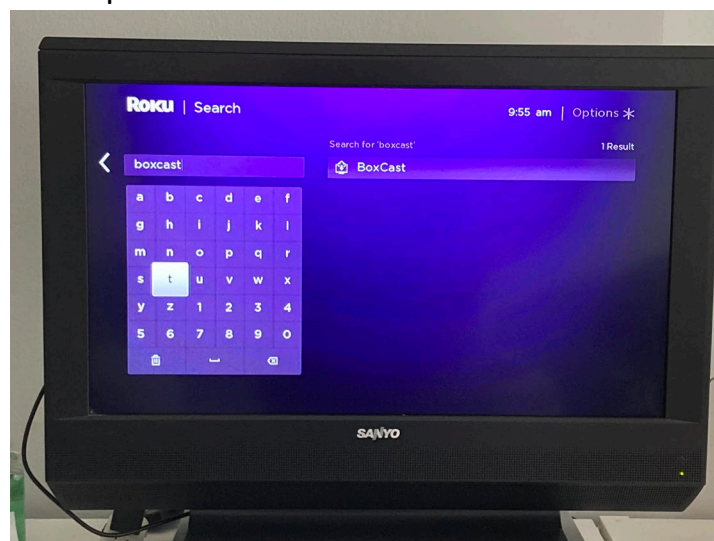
1. Turn on your tv and Roku device.



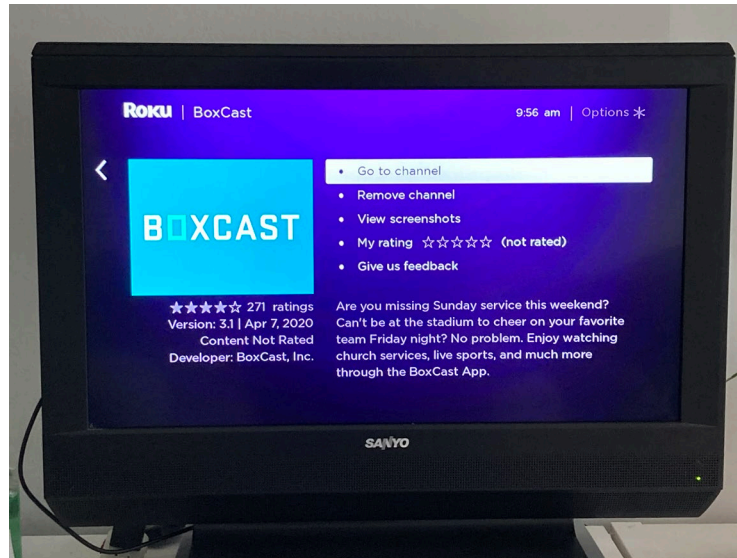
2. Use the Roku remote to scroll down to "Search" and click "Ok" on the remote.



3. Use the Roku remote to spell out Boxcast



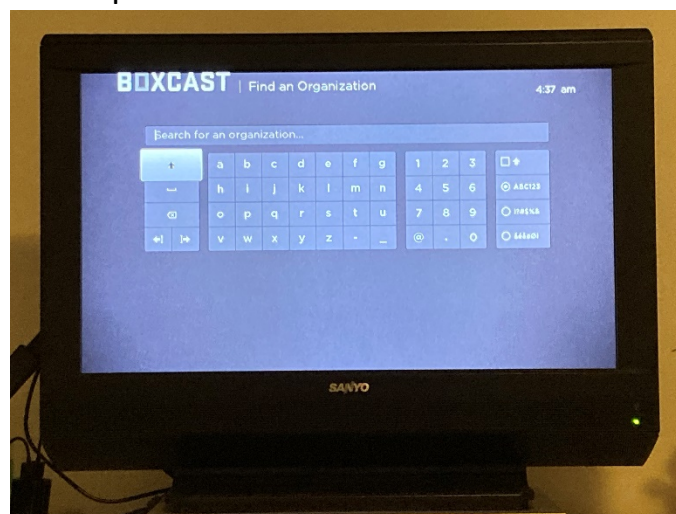
4. Select "Go to Channel" when Boxcast appears.



5. Within Boxcast, click on "Find an Organization" to search for Vero Beach Museum of Art



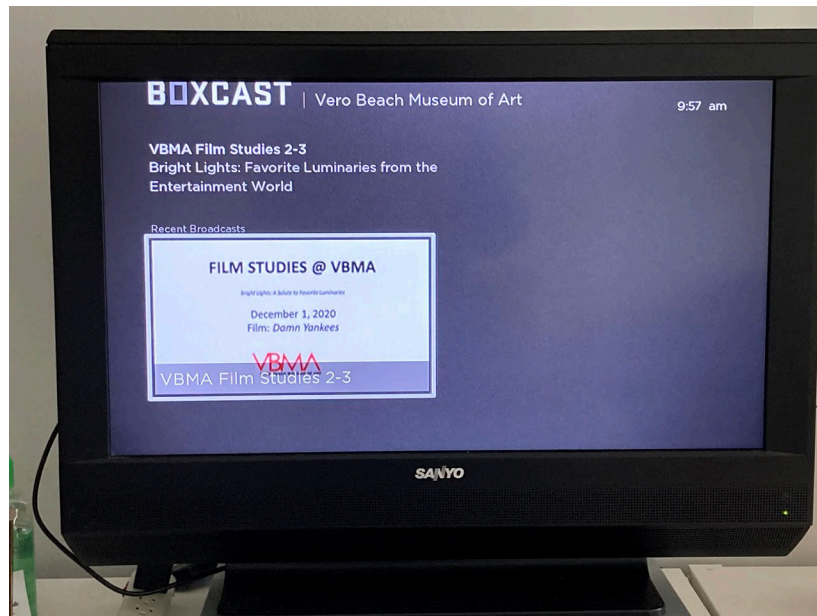
6. Use the Roku remote to spell out "Vero"



7. Scroll down and click “OK” when the VBMA is highlighted



8. The live broadcast will appear at the designated time. Click on the film and it will start playing. If you start the film late, you can use the rewind feature to start from the beginning. If the screen is blank, there are no films available to stream.

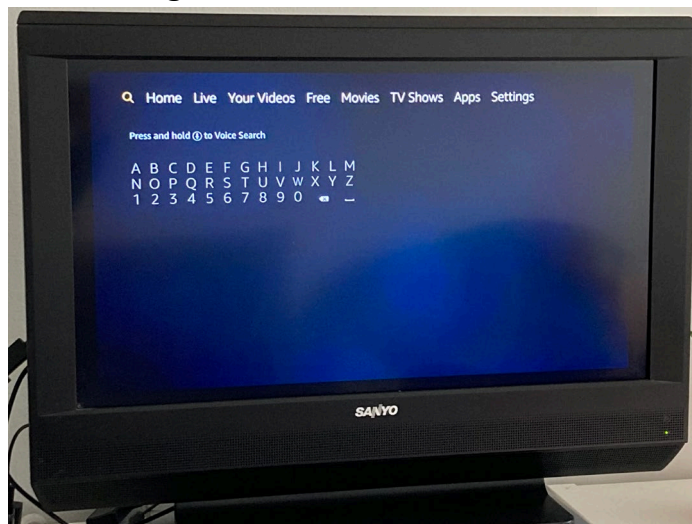


# Amazon Fire Instructions

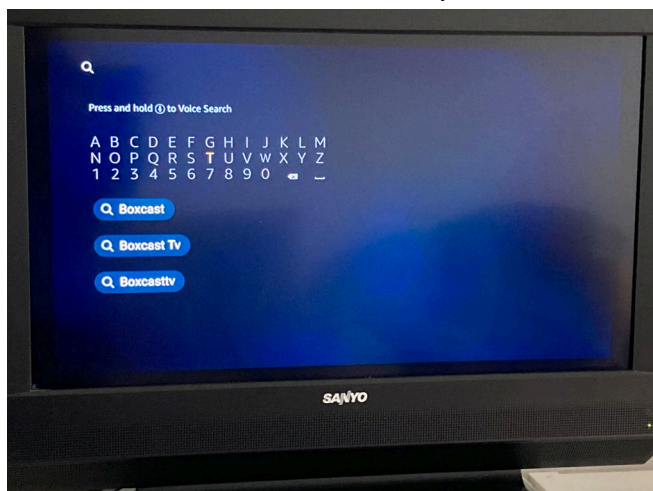
1. Turn on your tv and Amazon Fire stick.



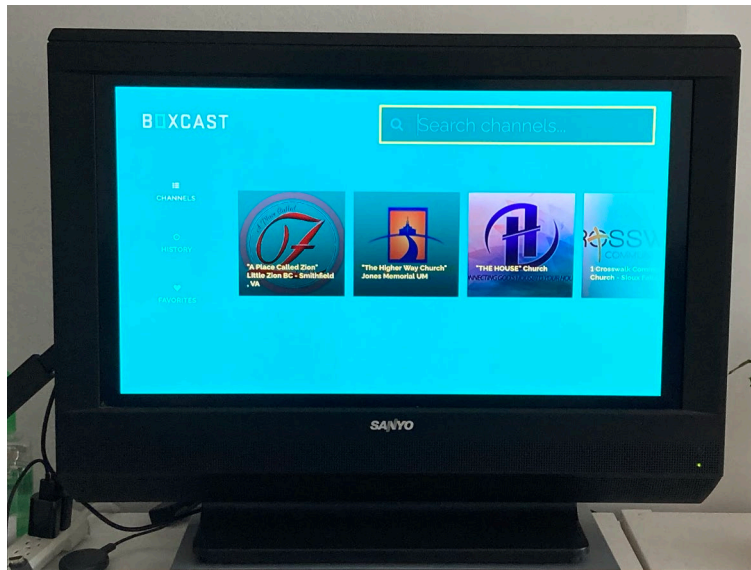
2. Use the Amazon remote to navigate left to the search icon



3. Use the Amazon remote to spell out Boxcast and then select Boxcast



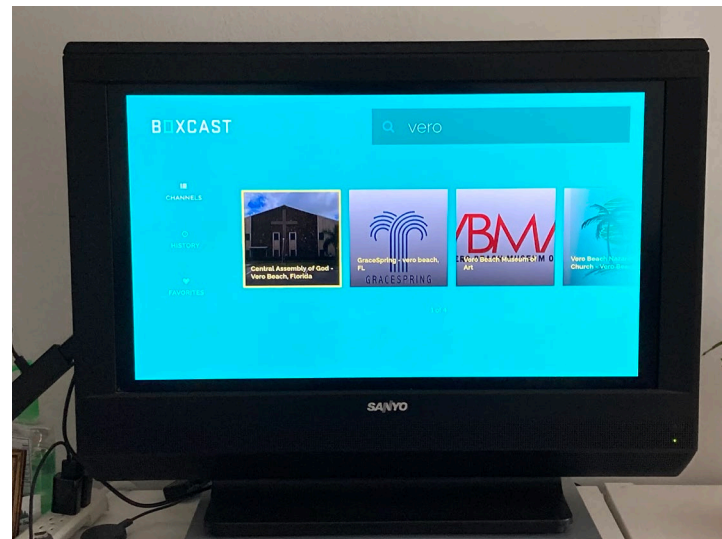
4. Use the Amazon remote to scroll up to the search bar



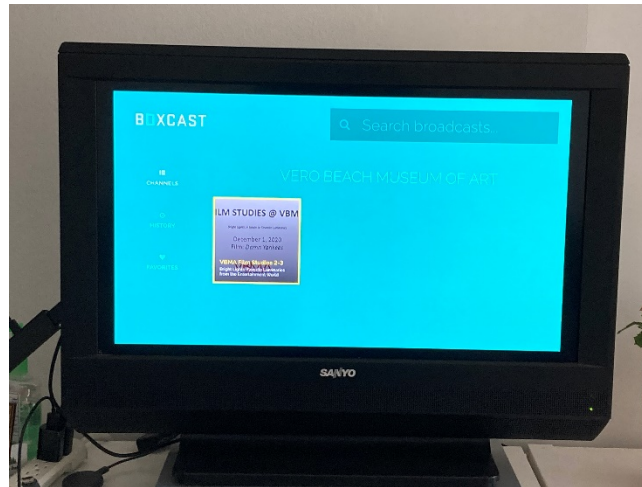
5. Use the Amazon remote to spell out Vero Beach Museum of Art



6. Use the Amazon remote to scroll to the right to select VBMA



7. The live broadcast will appear at the designated time. Click on the film and it will start playing. If you start the film late, you can use the rewind feature to start from the beginning. If the screen is blank, there are no films available to stream.



If you have any questions or difficulties, contact Denise Giannino, Public Programs Manager: [dgiannino@vbmuseum.org](mailto:dgiannino@vbmuseum.org); 772.231.0707, ext. 139.